

LADY IN RED HYDRANGEA



- Plant in part shade.
- White flowers fade to a burgundy rose, fall foliage is red and the stems are red.
- Use as a specimen, accent, mass or border planting.




3' - 4'
Height

3' - 4'
Spread

Pruning: In early spring only prune out the branches that are dead. This hydrangea blooms old growth.

Fertilizing: Apply 12-12-12 fertilizer in March/April and in October/November. Also a fall application of Superphosphate will enhance flowering. Use Chickity Doo Doo as an Organic alternative to 12-12-12.

Watering: During the first year, deeply water plants once a week until the ground freezes in Fall. When watering, let the water slowly soak around the plant. Also remember to use **Root Stimulator** when watering.

	Jan	Feb	Mar	April	May	June	July	Aug	Sep	Oct	Nov	Dec
Prune												
Fertilize												
Flowering												

Altum'sSM
always groundbreaking
always here for you

11335 N Michigan Rd. Zionsville, IN 46077
317-733-GROW www.altums.com