

LITTLE LAMB HYDRANGEA



- Plant in full sun to part shade.
- Delicate flowers are like those of Pee Gee but much smaller. White panicles look like little lambs dancing above green foliage.
- Excellent choice as an accent planting.




6' - 8'
Height

5' - 6'
Spread

Pruning: Prune in late fall/early spring. This hydrangea blooms off new growth.

Fertilizing: Apply 12-12-12 fertilizer in March/April and in October/November. Also a fall application of Superphosphate will enhance flowering. Use Chickity Doo Doo as an Organic alternative to 12-12-12.

Watering: During the first year, deeply water plants once a week until the ground freezes in Fall. When watering, let the water slowly soak around the plant. Also remember to use **Root Stimulator** when watering.

| | Jan | Feb | Mar | April | May | June | July | Aug | Sep | Oct | Nov | Dec |
|-----------|-----|-----|-----|-------|-----|------|---|--|---|-----|-----|-----|
| Prune | | | | | | | | | | | | |
| Fertilize | | | | | | | | | | | | |
| Flowering | | | | | | |  |  |  | | | |

Altum'sSM
always groundbreaking
always here for you

11335 N Michigan Rd. Zionsville, IN 46077
317-733-GROW www.altums.com