

QUICK FIRE HYDRANGEA



- Plant in full sun to part shade.
- Early bloomer. Its flowers change from white to a rich pinkish-red before other varieties even start to flower.
- Great as an accent, mass, or border planting.

6' - 8'

Height




4' - 6'

Spread

Pruning: Prune in late fall/early spring. This hydrangea blooms off new growth.

Fertilizing: Apply 12-12-12 fertilizer in March/April and in October/November. Also a fall application of Superphosphate will enhance flowering. Use Chickity Doo Doo as an Organic alternative to 12-12-12.

Watering: During the first year, deeply water plants once a week until the ground freezes in Fall. When watering, let the water slowly soak around the plant. Also remember to use **Root Stimulator** when watering.

	Jan	Feb	Mar	April	May	June	July	Aug	Sep	Oct	Nov	Dec
Prune												
Fertilize												
Flowering												

Altum'sSM

always groundbreaking
always here for you

11335 N Michigan Rd. Zionsville, IN 46077
317-733-GROW www.altums.com