

SNOW QUEEN OAKLEAF HYDRANGEA



- Plant in sun to part shade.
- Large, numerous white florets, providing a more dense appearance. Sun tolerant foliage turns red-bronze in fall.
- Excellent specimen, accent or shrub border planting.

4' - 6'

Height




3' - 4'

Spread

Pruning: Prune after flowering because flower buds are set in early fall.

Fertilizing: Apply 12-12-12 fertilizer in March/April and in October/November. Also a fall application of Superphosphate will enhance flowering. Use Chickity Doo Doo as an Organic alternative to 12-12-12.

Watering: During the first year, deeply water plants once a week until the ground freezes in Fall. When watering, let the water slowly soak around the plant. Also remember to use **Root Stimulator** when watering.

	Jan	Feb	Mar	April	May	June	July	Aug	Sep	Oct	Nov	Dec
Prune												
Fertilize												
Flowering												

Altum'sSM

always groundbreaking
always here for you

11335 N Michigan Rd. Zionsville, IN 46077
317-733-GROW www.altums.com