

TWIST N SHOUT HYDRANGEA



- Plant in morning sun and afternoon shade
- Pink lacecap flowers appear all summer on old and new growth. For blue flowers apply Aluminum Sulphate.
- Excellent accent, mass, or specimen planting.





2' - 3'
Height

2' - 3'
Spread

Pruning: In early spring only prune out the branches that are dead. This hydrangea blooms off both new and old growth.

Fertilizing: Apply 12-12-12 fertilizer in March/April and in October/November. To make this hydrangea blue also apply Aluminum Sulphate with the spring and fall fertilizations. Use Chickity Doo Doo as an Organic alternative to 12-12-12.

Watering: During the first year, deeply water plants once a week until the ground freezes in Fall. When watering, let the water slowly soak around the plant. Also remember to use **Root Stimulator** when watering.

	Jan	Feb	Mar	April	May	June	July	Aug	Sep	Oct	Nov	Dec
Prune												
Fertilize												
Flowering												

Altum'sSM

always groundbreaking
always here for you

11335 N Michigan Rd. Zionsville, IN 46077
317-733-GROW www.altums.com