

MINI PENNY HYDRANGEA



- Plant in morning sun and afternoon shade.
- Large flowers are pink or blue depending on soil acidity. This hydrangea blooms on old and new growth.
- Excellent accent, mass, or specimen





3' - 4'
Height

3' - 4'
Spread

Pruning: In early spring only prune out the branches that are dead. This hydrangea blooms off both new and old growth.

Fertilizing: Apply 12-12-12 fertilizer in March/April and in October/November. To make this hydrangea blue also apply Aluminum Sulphate with the spring and fall fertilizations.

Watering: During the first year, deeply water plants once a week until the ground freezes in Fall. When watering, let the water slowly soak around the plant. Also remember to use **Root Stimulator** when watering.

	Jan	Feb	Mar	April	May	June	July	Aug	Sep	Oct	Nov	Dec
Prune												
Fertilize												
Flowering												

Altum'sSM
always groundbreaking
always here for you

11335 N Michigan Rd. Zionsville, IN 46077
317-733-GROW www.altums.com